

# Town of Colchester, Connecticut

127 Norwich Avenue, Colchester, Connecticut 06415

**Board of Finance  
Regular Meeting Minutes  
November 7, 2018 @ 7 PM  
Town Hall Room 2**

**Members Present:** R. Tarlov, R. Lepore, M. Egan, N. Negrón, A. Migliaccio and A. Bisbikos  
**Others Present:** First Selectman A. Shilosky, CFO M. Cosgrove, Tax Collector M. Wyatt and clerk J. Campbell

1. **CALL TO ORDER** – Meeting was called to order at 7:01 pm by R. Tarlov.
2. **ADDITIONS TO THE AGENDA** - None
3. **APPROVAL OF MINUTES: October 17, Regular Meeting** – A. Migliaccio MOTIONED to approve the Meeting Minutes from the October 17<sup>th</sup> Meeting, SECONDED by N. Negrón. All members voted in favor. MOTION CARRIED. 6/0/0
4. **CITIZENS COMMENTS** - None
5. **CORRESPONDENCE** – American Ambulance email which will be discussed in a later agenda item.
6. **DEPARTMENT REPORTS**
  - a. **Tax Collector** – M. Wyatt reported the Tax Collector's Office has collected \$269,431.99 in current taxes, \$46,236 in delinquent taxes and the collection rate is slightly higher than that of 2 years ago when both MV and Real Estate tax bills were sent at the same time. There is a refund over \$6,000 which comes from leased vehicles sold in the 2016 grand list year. 29 properties are up for Tax Sale. 2 have paid in full and 5 are expected to be paid. Everyone has until 11/20 to pay in full or they will go to the Town Attorney to proceed with the Tax Sale. The Collector's office has worked hard to find and contact anyone relating to these properties to avoid the Tax Sale. Within the next 2 months the office should be receiving #103,327.22 in delinquent taxes with \$77,777.03 in interest. Of that \$84,401.19 is being recovered through Lexis Nexis.
  - b. **Finance** – Will discuss at the next meeting, 12/5.
7. **FIRST SELECTMAN**
  - a. **Transfer requests** – A. Bisbikos MOTIONED to approve the budget transfer of \$13,600 from the Contingency Account to the First Selectman – Legal Account and the Additional Appropriation of \$163,015 from G/F Unassigned Fund Balance to Capital Fund – Ambulance, SECONDED by M. Egan. All members voted in favor. MOTION CARRIED. 6/0/0 M. Egan MOTIONED to approve the reallocation and transfer of \$91,980 previously appropriated and set aside to finance the purchase of an ambulance, from debt service fund to capital projects fund – ambulance purchase, SECONDED by R. Lepore. All members voted in favor. MOTION CARRIED. 6/0/0

RECEIVED  
COLCHESTER, CT  
2018 NOV - 08 AM 9:11

- b. **First Selectman's report** – A. Shilosky reported Ducking Donuts in Westchester has started clearing land. INCORD came in to obtain a permit to build at 50,000 sq. ft. building. Police OT is at 29.53% used for the first 4 months. If the trend continues, they will be under budget by about \$16,000.

**8. OLD BUSINESS –**

- a. **Paramedic Program – special appropriation - discussion and possible action** – R. Lepore MOTIONED to table this agenda item to 12/05 Meeting, SECONDED by A. Migliaccio. All members voted in favor. MOTION CARRIED. 6/0/0 A. Shilosky and R. Tarlov reported that the American Ambulance Co. is willing to meet with the Town to discuss possible options the town might have regarding the Paramedic Program or continuing to utilize American Ambulance. A. Shilosky stated that he is waiting to hear back from American on a possible date to meet.
- b. **Opengov.com – implementation status update** – M. Cosgrove stated that IT was in contact with MUNIS. MUNIS will contact Opengov to get the correct information over to Opengov. There has been a significant delay from this. Board members should have access to review the site soon and although the site could be live before the end of the year, the official launch and public occasion will not occur until January/February.

**9. NEW BUSINESS**

- a. **2019 Calendar – discussion and possible action** – M. Egan MOTIONED to approve the 2019 Meeting Schedule, SECONDED by N. Negron. All members present voted in favor. MOTION CARRIED. 6/0/0
- b. **2019-2020 Budget** – R. Tarlov emailed members with 2 questions for the Budget Survey regarding Opengov and the Paramedic Program. The board felt the questions were good and Rob asked members for additional input for response choices he might have missed.

- 10. LIAISONS' REPORTS** – A. Migliaccio reported on the BOS, they approved to move forward and apply for 2 grants. One was a DEEP Grant and another was an Airline Trail Grant. R. Tarlov reported on YSS, the last Community Conversation was very well attended. The next one will be on 12/05 and is about Social Media. YSS was able to make \$580 from the Election Day bake sale. The office has begun planning and prepping for the Resolution Run on 1/1. YSS is working on getting people informed on who they are and what they do.

**11. CITIZENS COMMENTS** - None

- 12. ADJOURNMENT** – A. Migliaccio MOTIONED to adjourn the meeting at 7:35 pm, SECONDED by R. Lepore. All members voted in favor. MOTION CARRIED. 6/0/0

Respectfully Submitted,

Joanie Campbell, clerk

# Paramedic Service

Allard, Gregory B. <GAllard@americanamb.com>

Tue 10/30/2018 9:45 AM

To: Art Shilosky <aShilosky@colchesterct.gov>; Robert Tarlov <BOFChair@colchesterct.gov>;

Good Morning Gentlemen,

After reading the recent article in the Norwich Bulletin I felt as though I needed to reach out to you on behalf of American Ambulance, one of your current paramedic providers. American Ambulance is the service that doesn't currently charge the town to provide paramedics, we only charge the patient and/or their insurance for services rendered.

I am extending an invitation for both of you to come to our headquarters where we'd like to discuss the paramedic level of care. This, of course, would be done at a mutually acceptable date and time.

American Ambulance is confident that we could be a much more fiscally responsible option for the Town of Colchester. While we appreciate how CHVFC may want to increase the level of service they provide, it doesn't always make sense fiscally. We understand that our proposal options may not be something that you're interested in, and that is fine, but we feel obligated to at least make you aware of your options through this discussion.

We currently conduct 911 responses in Norwich, Mashantucket, Franklin\*, Griswold and Ledyard at the EMT and Paramedic level. Our success in these towns are why we think we should meet. I look forward to hearing back from you soon.

Respectfully,

**Gregory Allard**

VP, American Ambulance Service, Inc.

VP, EMS PRO, Inc.

VP, Assoc. of CT Ambulance Providers

Chairman, CT EMS Advisory Board

Cell: 860.234.6841

Office: 860.383.1363

\* Our agreement with Franklin has us responding for EMT and Paramedic requests 12 hours a day, 6am to 6pm, daily.

Disclaimer: This email and any files transmitted with it are confidential and are intended solely for the use of the individual or entity to whom they are addressed. This communication represents the originator's personal views and opinions, which do not necessarily reflect those of The American Group. If you are not the original recipient or the person responsible for delivering the email to the intended recipient, be advised that you have received this email in error, and that any use, dissemination, forwarding, printing, or copying of this email is strictly prohibited. If you received this email in error, please immediately notify our Information Technology Department at postmaster@ameri-group.com. (Rev 20140422)

Delinquent Report

OFFICE OF THE TAX COLLECTOR As Of Date 10/31/2018 Cash Type : TOWN

Date: 11/02/2018 Page: 1

Conditions : Year 2002 To 2017 Dist To Order By Bill Number Include Susp : No Recap by Bank : No Recap by District No Tax/Def All	Bill #	S-D Name	TOT Tax	TOT Adj	TOT Paid	Tax Due	INT Due	Lien Due	Fee Due	Bint Due	Total Due
TOT REAL	# Of Accts: 1		519.00	0.00	0.00	519.00	2,031.18	24.00	0.00	0.00	2,574.18
YEAR 2002	# Of Accts: 1		519.00	0.00	0.00	519.00	2,031.18	24.00	0.00	0.00	2,574.18
TOT REAL	# Of Accts: 8		5,316.84	0.00	0.00	5,316.84	13,328.21	192.00	0.00	0.00	18,837.05
TOT PERS	# Of Accts: 21		10,935.78	0.00	188.06	10,747.72	26,697.45	24.00	40.00	0.00	37,509.17
TOT MV	# Of Accts: 3		253.75	0.00	0.00	253.75	654.68	0.00	0.00	0.00	908.43
YEAR 2003	# Of Accts: 32		16,506.37	0.00	188.06	16,318.31	40,680.34	216.00	40.00	0.00	57,254.65
TOT REAL	# Of Accts: 7		3,444.94	0.00	985.52	2,459.42	5,790.23	168.00	0.00	0.00	8,417.65
TOT PERS	# Of Accts: 25		10,985.82	0.00	0.00	10,985.82	26,337.67	24.00	34.00	0.00	37,381.49
TOT MV	# Of Accts: 2		67.95	45.72	0.00	113.67	183.65	0.00	2.00	0.00	299.32
TOT MVS	# Of Accts: 1		372.40	372.40	0.00	744.80	1,474.70	0.00	0.00	0.00	2,219.50
YEAR 2004	# Of Accts: 35		14,871.11	418.12	985.52	14,303.71	33,786.25	192.00	36.00	0.00	48,317.96
TOT REAL	# Of Accts: 7		4,318.54	0.00	1,064.24	3,254.30	6,806.36	168.00	0.00	0.00	10,228.66
TOT PERS	# Of Accts: 5		7,987.30	0.00	0.00	7,987.30	14,787.80	0.00	0.00	0.00	22,775.10
YEAR 2005	# Of Accts: 12		12,305.84	0.00	1,064.24	11,241.60	21,594.16	168.00	0.00	0.00	33,003.76
TOT REAL	# Of Accts: 7		3,342.68	-43.02	4.20	3,295.46	6,572.18	168.00	0.00	0.00	10,035.64
TOT PERS	# Of Accts: 37		15,265.03	-196.48	19.27	15,049.28	30,678.96	24.00	119.00	0.00	45,871.24
TOT MV	# Of Accts: 162		21,582.73	-265.37	254.70	21,062.66	42,643.55	0.00	224.00	0.00	63,930.21
TOT MVS	# Of Accts: 40		4,820.78	0.00	207.15	4,613.63	8,988.17	0.00	48.00	0.00	13,649.80
YEAR 2006	# Of Accts: 246		45,011.22	-504.87	485.32	44,021.03	88,882.86	192.00	391.00	0.00	133,486.89
TOT REAL	# Of Accts: 6		2,567.94	0.00	0.00	2,567.94	4,661.24	144.00	0.00	0.00	7,373.18
TOT PERS	# Of Accts: 36		22,752.27	0.00	9,848.30	12,903.97	23,643.90	24.00	80.00	0.00	36,651.87
TOT MV	# Of Accts: 158		21,856.75	-171.89	57.98	21,626.88	39,848.83	0.00	216.00	0.00	61,691.71
TOT MVS	# Of Accts: 36		4,245.74	66.82	390.85	3,921.71	6,940.58	0.00	42.00	0.00	10,904.29
YEAR 2007	# Of Accts: 236		51,422.70	-105.07	10,297.13	41,020.50	75,094.55	168.00	338.00	0.00	116,621.05
TOT REAL	# Of Accts: 6		2,459.66	-104.06	104.06	2,251.54	3,667.53	144.00	0.00	0.00	6,063.07
TOT PERS	# Of Accts: 15		19,539.86	0.00	0.00	19,539.86	32,826.97	0.00	18.00	0.00	52,384.83

Conditions : Year 2002 To 2017 Dist To Order By Bill Number Include Susp : No Recap by Bank : No Recap by District No Tax/Def All

Bill #	S-D	Name	TOT Tax	TOT Adj	TOT Paid	Tax Due	INT Due	Lien Due	Fee Due	Bint Due	Total Due
TOT MV	# Of Accts:	178	21,632.78	-86.08	616.03	20,930.67	34,905.43	0.00	128.00	0.00	55,964.10
TOT MVS	# Of Accts:	31	2,174.41	-7.90	10.37	2,156.14	3,424.36	0.00	4.00	0.00	5,584.50
YEAR 2008	# Of Accts:	230	45,806.71	-198.04	730.46	44,878.21	74,824.29	144.00	150.00	0.00	119,996.50
TOT REAL	# Of Accts:	6	2,722.63	0.00	0.00	2,722.63	3,961.90	144.00	0.00	0.00	6,828.53
TOT PERS	# Of Accts:	10	6,923.85	0.00	0.00	6,923.85	10,385.79	0.00	22.00	0.00	17,331.64
TOT MV	# Of Accts:	168	21,361.75	-123.35	1,143.59	20,094.81	30,045.75	24.00	72.00	0.00	50,236.56
TOT MVS	# Of Accts:	33	1,937.96	-165.51	0.00	1,772.45	2,499.19	0.00	12.00	0.00	4,283.64
YEAR 2009	# Of Accts:	217	32,946.19	-288.86	1,143.59	31,513.74	46,892.63	168.00	106.00	0.00	78,680.37
TOT REAL	# Of Accts:	7	4,394.57	0.00	940.94	3,453.63	3,996.85	168.00	0.00	0.00	7,618.48
TOT PERS	# Of Accts:	15	4,526.09	-106.50	1,106.02	3,313.57	4,017.21	0.00	16.00	0.00	7,346.78
TOT MV	# Of Accts:	198	25,813.34	-50.14	312.97	25,450.23	33,217.20	24.00	90.00	0.00	58,781.43
TOT MVS	# Of Accts:	40	3,920.36	-17.16	0.00	3,903.20	4,352.30	0.00	46.00	0.00	8,301.50
YEAR 2010	# Of Accts:	260	38,654.36	-173.80	2,359.93	36,120.63	45,583.56	192.00	152.00	0.00	82,048.19
TOT REAL	# Of Accts:	7	5,852.16	0.00	753.61	5,098.55	5,014.89	168.00	0.00	0.00	10,281.44
TOT PERS	# Of Accts:	22	12,998.87	0.00	2,949.62	10,049.25	10,717.13	24.00	46.00	0.00	20,836.38
TOT MV	# Of Accts:	180	26,106.06	-315.64	278.66	25,511.76	28,863.78	44.00	152.00	0.00	54,571.54
TOT MVS	# Of Accts:	44	9,284.44	0.00	278.27	9,006.17	9,384.54	0.00	46.00	0.00	18,436.71
YEAR 2011	# Of Accts:	253	54,241.53	-315.64	4,260.16	49,665.73	53,980.34	236.00	244.00	0.00	104,126.07
TOT REAL	# Of Accts:	8	8,178.64	0.00	1,012.87	7,165.77	6,513.43	192.00	0.00	0.00	13,871.20
TOT PERS	# Of Accts:	23	15,564.04	0.00	877.68	14,686.36	13,522.10	24.00	38.00	0.00	28,270.46
TOT MV	# Of Accts:	139	22,433.56	392.96	1,305.70	21,520.82	20,248.10	24.00	320.00	0.00	42,112.92
TOT MVS	# Of Accts:	29	2,461.23	285.60	0.00	2,746.83	2,389.72	0.00	64.00	0.00	5,200.55
YEAR 2012	# Of Accts:	199	48,637.47	678.56	3,196.25	46,119.78	42,673.35	240.00	422.00	0.00	89,455.13
TOT REAL	# Of Accts:	9	16,740.19	0.00	1,672.18	15,068.01	12,913.60	192.00	0.00	0.00	28,173.61
TOT PERS	# Of Accts:	26	10,233.01	0.00	0.00	10,233.01	7,981.77	24.00	54.00	0.00	18,292.78

Bill #	S-D	Name	TOT Tax	TOT Adj	TOT Paid	Tax Due	INT Due	Lien Due	Fee Due	Bint Due	Total Due
TOT MV	# Of Accts:	161	24,448.51	73.96	353.35	24,169.12	18,704.94	0.00	240.00	0.00	43,114.06
TOT MVS	# Of Accts:	50	5,996.09	-24.31	709.51	5,262.27	3,625.06	0.00	16.00	0.00	8,903.33
YEAR 2013	# Of Accts:	246	57,417.80	49.65	2,735.04	54,732.41	43,225.37	216.00	310.00	0.00	98,483.78
TOT REAL	# Of Accts:	17	40,872.09	276.84	9,675.73	31,473.20	12,606.69	384.00	0.00	0.00	44,463.89
TOT PERS	# Of Accts:	22	9,816.44	0.00	664.90	9,151.54	4,330.73	24.00	93.00	0.00	13,599.27
TOT MV	# Of Accts:	251	39,108.58	294.14	841.99	38,560.73	22,901.99	0.00	196.00	0.00	61,658.72
TOT MVS	# Of Accts:	54	6,166.22	138.67	220.34	6,084.55	3,027.32	0.00	8.00	0.00	9,119.87
YEAR 2014	# Of Accts:	344	95,963.33	709.65	11,402.96	85,270.02	42,866.73	408.00	297.00	0.00	128,841.75
TOT REAL	# Of Accts:	31	110,148.33	0.00	13,745.04	96,403.29	31,396.67	696.00	0.00	0.00	128,495.96
TOT PERS	# Of Accts:	23	7,867.20	0.00	13.19	7,854.01	3,286.13	0.00	52.00	0.00	11,192.14
TOT MV	# Of Accts:	287	42,083.80	5,081.84	1,709.53	45,456.11	18,811.42	24.00	138.00	0.00	64,429.53
TOT MVS	# Of Accts:	87	10,645.58	2,133.23	150.30	12,628.51	4,112.46	0.00	24.00	0.00	16,764.97
YEAR 2015	# Of Accts:	428	170,744.91	7,215.07	15,618.06	162,341.92	57,606.68	720.00	214.00	0.00	220,882.60
TOT REAL	# Of Accts:	71	246,799.36	0.00	52,548.93	194,250.43	30,612.43	1,656.00	0.00	0.00	226,518.86
TOT PERS	# Of Accts:	27	14,410.16	0.00	2,077.02	12,333.14	2,393.53	0.00	146.00	0.00	14,872.67
TOT MV	# Of Accts:	486	100,606.32	-274.72	5,057.61	95,273.99	16,685.47	24.00	340.00	0.00	112,323.46
TOT MVS	# Of Accts:	172	27,273.78	733.23	1,591.83	26,415.18	3,899.83	24.00	320.00	0.00	30,659.01
YEAR 2016	# Of Accts:	756	389,089.62	458.51	61,275.39	328,272.74	53,591.26	1,704.00	806.00	0.00	384,374.00
TOT REAL	# Of Accts:	157	278,267.05	1,338.90	32,359.59	247,246.36	12,116.04	0.00	0.00	0.00	259,362.40
TOT PERS	# Of Accts:	95	79,165.73	-3,078.87	2,049.60	74,037.26	3,414.61	0.00	32.00	0.00	77,483.87
TOT MV	# Of Accts:	1341	281,518.28	1,493.49	8,815.72	274,196.05	16,145.11	0.00	2,612.00	0.00	292,953.16
YEAR 2017	# Of Accts:	1593	638,951.06	-246.48	43,224.91	595,479.67	31,675.76	0.00	2,644.00	0.00	629,799.43
GRAND TOTAL	# Of Accts:	5088	1,713,089.22	7,696.80	158,967.02	1,561,819.00	754,989.31	4,988.00	6,150.00	0.00	2,327,946.31

**GRAND RATEBOOK BALANCE SHEET REPORT  
OFFICE OF THE TAX COLLECTOR  
GRAND LIST YEAR 2017**

\*Year: 2002 To 2017, Pay Date: 10/31/2018, Time: 11/02/2018 12:24:21 pm

All

Page: 1

Conditions: Recap By Year:Yes Recap By Dist:No Act/Susp: Active & Suspense (Separated), Cycle: 00 To 00, Type: TOWN, Bill Type: 00 - ALL BILLS												
YEAR/TYPE	ACTS	BEGINNING BALANCE	LAWFUL INC.	CORRECTIONS DEC.	TAXES COLLECTABLE	CURRENT SUSPENSE	TAXES/BINT PAID	INTEREST PAID	L+FEES PAID	TOTAL PAID	OVER PAID	UNCOLLECTED TAXES
(A) REAL	1	519.00	0.00	0.00	519.00	0.00	0.00	279.22	0.00	279.22	0.00	519.00
<b>(A) YR: 2002</b>	<b>1</b>	<b>519.00</b>	<b>0.00</b>	<b>0.00</b>	<b>519.00</b>	<b>0.00</b>	<b>0.00</b>	<b>279.22</b>	<b>0.00</b>	<b>279.22</b>	<b>0.00</b>	<b>519.00</b>
(A) REAL	9	5,400.59	0.00	0.00	5,400.59	0.00	83.75	364.82	24.00	472.57	0.00	5,316.84
(S) REAL	3	1,509.47	0.00	0.00	1,509.47	0.00	0.00	0.00	0.00	0.00	0.00	1,509.47
(A) PERS	33	10,625.13	0.00	0.00	10,625.13	0.00	0.00	34.61	0.00	34.61	-122.59	10,625.13
(S) PERS	46	16,733.87	0.00	0.00	16,733.87	0.00	0.00	0.00	0.00	0.00	0.00	16,733.87
(A) MV	4	144.25	0.00	0.00	144.25	0.00	0.00	0.00	0.00	0.00	-109.50	144.25
(S) MV	231	24,424.49	0.00	-981.78	23,442.71	0.00	942.65	2,320.20	28.00	3,290.85	-19.76	22,500.06
(S) MVS	47	3,104.73	0.00	0.00	3,104.73	0.00	0.00	0.00	0.00	0.00	0.00	3,104.73
<b>(A) YR: 2003</b>	<b>46</b>	<b>16,169.97</b>	<b>0.00</b>	<b>0.00</b>	<b>16,169.97</b>	<b>0.00</b>	<b>83.75</b>	<b>399.43</b>	<b>24.00</b>	<b>507.18</b>	<b>-232.09</b>	<b>16,086.22</b>
<b>(S) YR: 2003</b>	<b>327</b>	<b>45,772.56</b>	<b>0.00</b>	<b>-981.78</b>	<b>44,790.78</b>	<b>0.00</b>	<b>942.65</b>	<b>2,320.20</b>	<b>28.00</b>	<b>3,290.85</b>	<b>-19.76</b>	<b>43,848.13</b>
<b>TOTAL 2003</b>	<b>373</b>	<b>61,942.53</b>	<b>0.00</b>	<b>-981.78</b>	<b>60,960.75</b>	<b>0.00</b>	<b>1,026.40</b>	<b>2,719.63</b>	<b>52.00</b>	<b>3,798.03</b>	<b>-251.85</b>	<b>59,934.35</b>
(A) REAL	8	2,545.15	0.00	0.00	2,545.15	0.00	85.73	204.47	24.00	314.20	0.00	2,459.42
(S) REAL	4	8,728.14	0.00	0.00	8,728.14	0.00	0.00	0.00	0.00	0.00	0.00	8,728.14
(A) PERS	38	10,985.82	0.00	0.00	10,985.82	0.00	0.00	0.00	0.00	0.00	0.00	10,985.82
(S) PERS	45	12,241.97	0.00	0.00	12,241.97	0.00	229.01	544.82	457.00	1,230.83	-185.57	12,012.96

**GRAND RATEBOOK BALANCE SHEET REPORT**  
**OFFICE OF THE TAX COLLECTOR**  
**GRAND LIST YEAR 2017**

\*Year: 2002 To 2017, Pay Date: 10/31/2018, Time: 11/02/2018 12:24:23 pm All

All

Conditions: Recap By Year:Yes Recap By Dist:No Act/Susp: Active & Suspense (Separated), Cycle: 00 To 00, Type: TOWN, Bill Type: 00 - ALL BILLS												
YEAR/TYPE	ACTS	BEGINNING BALANCE	LAWFUL CORRECTIONS INC.	DEC.	TAXES COLLECTABLE	CURRENT SUSPENSE	TAXES/BINT PAID	INTEREST PAID	L+FEES PAID	TOTAL PAID	OVER PAID	UNCOLLECTED TAXES
(A) MV	7	113.67	0.00	0.00	113.67	0.00	0.00	0.00	0.00	0.00	0.00	113.67
(S) MV	201	22,974.85	0.00	-264.48	22,710.37	0.00	199.98	308.45	2.00	510.43	0.00	22,510.39
(A) MVS	2	744.80	0.00	0.00	744.80	0.00	0.00	0.00	0.00	0.00	0.00	744.80
(S) MVS	38	5,165.68	0.00	0.00	5,165.68	0.00	0.00	0.00	0.00	0.00	0.00	5,165.68
(A) YR: 2004	55	14,389.44	0.00	0.00	14,389.44	0.00	85.73	204.47	24.00	314.20	0.00	14,303.71
(S) YR: 2004	288	49,110.64	0.00	-264.48	48,846.16	0.00	428.99	853.27	459.00	1,741.26	-185.57	48,417.17
<b>TOTAL 2004</b>	<b>343</b>	<b>63,500.08</b>	<b>0.00</b>	<b>-264.48</b>	<b>63,235.60</b>	<b>0.00</b>	<b>514.72</b>	<b>1,057.74</b>	<b>483.00</b>	<b>2,055.46</b>	<b>-185.57</b>	<b>62,720.88</b>
(A) REAL	8	3,541.97	0.00	0.00	3,541.97	0.00	287.67	493.31	24.00	804.98	0.00	3,254.30
(S) REAL	4	6,909.64	0.00	0.00	6,909.64	0.00	0.00	0.00	0.00	0.00	0.00	6,909.64
(A) PERS	12	7,987.30	0.00	0.00	7,987.30	0.00	0.00	0.00	0.00	0.00	0.00	7,987.30
(S) PERS	67	24,267.21	0.00	0.00	24,267.21	0.00	271.83	599.02	0.00	870.85	-3.84	23,995.38
(A) MV	5	122.74	0.00	0.00	122.74	0.00	122.74	0.00	0.00	122.74	0.00	0.00
(S) MV	245	37,529.90	0.00	-667.58	36,862.32	0.00	306.52	782.32	18.00	1,106.84	0.00	36,555.80
(A) MVS	1	0.00	0.00	0.00	0.00	0.00	0.00	0.00	0.00	0.00	0.00	0.00
(S) MVS	53	6,132.15	0.00	0.00	6,132.15	0.00	132.08	122.83	2.00	256.91	0.00	6,000.07
(A) YR: 2005	26	11,652.01	0.00	0.00	11,652.01	0.00	410.41	493.31	24.00	927.72	0.00	11,241.60







**GRAND RATEBOOK BALANCE SHEET REPORT**  
**OFFICE OF THE TAX COLLECTOR**  
**GRAND LIST YEAR 2017**

\*Year: 2002 To 2017, Pay Date: 10/31/2018, Time: 11/02/2018 12:24:27 pm All

All

Conditions: Recap By Year:Yes Recap By Dist:No Act/Susp: Active & Suspense (Separated), Cycle: 00 To 00, Type: TOWN, Bill Type: 00 - ALL BILLS												
YEAR/TYPE	ACTS	BEGINNING BALANCE	LAWFUL INC.	CORRECTIONS DEC.	TAXES COLLECTABLE	CURRENT SUSPENSE	TAXES/BINT PAID	INTEREST PAID	L+FEES PAID	TOTAL PAID	OVER PAID	UNCOLLECTED TAXES
(S) MVS	1	36.44	0.00	0.00	36.44	0.00	0.00	0.00	0.00	0.00	0.00	36.44
(A) YR: 2008	257	45,159.23	0.00	0.00	45,159.23	0.00	305.32	312.76	24.00	642.08	-24.30	44,853.91
(S) YR: 2008	39	15,390.53	0.00	0.00	15,390.53	0.00	0.00	0.00	0.00	0.00	0.00	15,390.53
<b>TOTAL 2008</b>	<b>296</b>	<b>60,549.76</b>	<b>0.00</b>	<b>0.00</b>	<b>60,549.76</b>	<b>0.00</b>	<b>305.32</b>	<b>312.76</b>	<b>24.00</b>	<b>642.08</b>	<b>-24.30</b>	<b>60,244.44</b>
(A) REAL	8	2,727.64	0.00	0.00	2,727.64	0.00	5.01	7.44	24.00	36.45	0.00	2,722.63
(S) REAL	3	6,997.06	0.00	0.00	6,997.06	0.00	0.00	0.00	0.00	0.00	0.00	6,997.06
(A) PERS	17	6,923.85	0.00	0.00	6,923.85	0.00	0.00	0.00	0.00	0.00	0.00	6,923.85
(S) PERS	7	3,167.11	0.00	0.00	3,167.11	0.00	0.00	200.00	0.00	200.00	0.00	3,167.11
(A) MV	185	19,613.33	0.00	0.00	19,613.33	0.00	90.50	134.39	0.00	224.89	-571.98	19,522.83
(S) MV	9	963.94	0.00	0.00	963.94	0.00	0.00	0.00	0.00	0.00	0.00	963.94
(A) MVS	39	1,778.27	0.00	0.00	1,778.27	0.00	5.82	8.21	0.00	14.03	0.00	1,772.45
(S) MVS	2	89.38	0.00	0.00	89.38	0.00	0.00	0.00	0.00	0.00	0.00	89.38
(A) YR: 2009	249	31,043.09	0.00	0.00	31,043.09	0.00	101.33	150.04	24.00	275.37	-571.98	30,941.76
(S) YR: 2009	21	11,217.49	0.00	0.00	11,217.49	0.00	0.00	200.00	0.00	200.00	0.00	11,217.49
<b>TOTAL 2009</b>	<b>270</b>	<b>42,260.58</b>	<b>0.00</b>	<b>0.00</b>	<b>42,260.58</b>	<b>0.00</b>	<b>101.33</b>	<b>350.04</b>	<b>24.00</b>	<b>475.37</b>	<b>-571.98</b>	<b>42,159.25</b>
(A) REAL	14	3,523.43	0.00	0.00	3,523.43	0.00	69.80	91.09	48.00	208.89	0.00	3,453.63

**GRAND RATEBOOK BALANCE SHEET REPORT**  
**OFFICE OF THE TAX COLLECTOR**  
**GRAND LIST YEAR 2017**

\*Year: 2002 To 2017, Pay Date: 10/31/2018, Time: 11/02/2018 12:24:28 pm All

Act/Susp: Active & Suspense (Separated), Cycle: 00 To 00,

Type: TOWN, Bill Type: 00 - ALL BILLS

YEAR/TYPE	ACTS	BEGINNING BALANCE	LAWFUL CORRECTIONS INC.	DEC.	TAXES COLLECTABLE	CURRENT SUSPENSE	TAXES/BINT PAID	INTEREST PAID	L+FEES PAID	TOTAL PAID	OVER PAID	UNCOLLECTED TAXES	
(S) REAL	2	1,129.66	0.00	0.00	1,129.66	0.00	0.00	0.00	0.00	0.00	0.00	1,129.66	
(A) PERS	23	3,313.57	0.00	0.00	3,313.57	0.00	0.00	0.00	0.00	0.00	0.00	3,313.57	
(S) PERS	6	3,127.33	0.00	0.00	3,127.33	0.00	0.00	0.00	0.00	0.00	0.00	3,127.33	
(A) MV	216	26,085.41	0.00	-315.37	25,770.04 ***REFUND***	0.00	321.81 0.00	715.44 0.00	-968.18 -992.18	69.07	-2.00	25,448.23	
(S) MV	13	1,769.16	0.00	0.00	1,769.16	0.00	0.00	0.00	0.00	0.00	0.00	1,769.16	
(A) MVS	46	3,903.20	0.00	0.00	3,903.20	0.00	0.00	0.00	0.00	0.00	0.00	3,903.20	
(S) MVS	3	298.69	0.00	0.00	298.69	0.00	0.00	0.00	0.00	0.00	0.00	298.69	
(A) YR: 2010	299	36,825.61	0.00	-315.37	36,510.24 ***REFUND***	0.00	391.61 0.00	806.53 0.00	-920.18 -992.18	277.96	-2.00	36,118.63	
(S) YR: 2010	24	6,324.84	0.00	0.00	6,324.84	0.00	0.00	0.00	0.00	0.00	0.00	6,324.84	
<b>TOTAL</b>	<b>2010</b>	<b>323</b>	<b>43,150.45</b>	<b>0.00</b>	<b>-315.37</b>	<b>42,835.08</b> ***REFUND***	<b>0.00</b>	<b>391.61</b> <b>0.00</b>	<b>806.53</b> <b>0.00</b>	<b>-920.18</b> <b>-992.18</b>	<b>277.96</b>	<b>-2.00</b>	<b>42,443.47</b>
(A) REAL	18	5,846.65	0.00	0.00	5,846.65	0.00	748.10	137.18	48.00	933.28	0.00	5,098.55	
(S) REAL	3	1,725.64	0.00	0.00	1,725.64	0.00	0.00	0.00	0.00	0.00	0.00	1,725.64	
(A) PERS	33	10,049.25	0.00	0.00	10,049.25	0.00	0.00	0.00	0.00	0.00	0.00	10,049.25	
(S) PERS	4	3,347.27	0.00	0.00	3,347.27	0.00	0.00	0.00	0.00	0.00	0.00	3,347.27	
(A) MV	212	25,846.55	0.00	0.00	25,846.55	0.00	337.23	370.17	8.00	715.40	-2.44	25,509.32	





**GRAND RATEBOOK BALANCE SHEET REPORT**  
**OFFICE OF THE TAX COLLECTOR**  
**GRAND LIST YEAR 2017**

\*Year: 2002 To 2017, Pay Date: 10/31/2018, Time: 11/02/2018 12:24:37 pm

All

Page: 9

Conditions: Recap By Year:Yes Recap By Dist:No Act/Susp: Active & Suspense (Separated), Cycle: 00 To 00, Type: TOWN, Bill Type: 00 - ALL BILLS												
YEAR/TYPE	ACTS	BEGINNING BALANCE	LAWFUL INC.	CORRECTIONS DEC.	TAXES COLLECTABLE	CURRENT SUSPENSE	TAXES/BINT PAID	INTEREST PAID	L+FEES PAID	TOTAL PAID	OVER PAID	UNCOLLECTED TAXES
(A) MVS	249	6,462.75	0.00	0.00	6,462.75	0.00	841.20	397.56	2.00	1,240.76	-463.00	5,621.55
(S) MVS	5	328.39	0.00	0.00	328.39	0.00	0.00	0.00	0.00	0.00	0.00	328.39
(A) YR: 2014	1,204	79,870.60	243.93	-0.01	80,114.52 ***REFUND***	0.00	4,667.20 0.00	2,587.71 0.00	108.00 -325.94	7,362.91	-9,822.70	75,447.32
(S) YR: 2014	12	2,845.19	0.00	0.00	2,845.19	0.00	0.00	0.00	0.00	0.00	0.00	2,845.19
<b>TOTAL 2014</b>	<b>1,216</b>	<b>82,715.79</b>	<b>243.93</b>	<b>-0.01</b>	<b>82,959.71</b> ***REFUND***	<b>0.00</b>	<b>4,667.20</b> <b>0.00</b>	<b>2,587.71</b> <b>0.00</b>	<b>108.00</b> <b>-325.94</b>	<b>7,362.91</b>	<b>-9,822.70</b>	<b>78,292.51</b>
(A) REAL	6,255	61,385.35	0.00	-80.00	61,305.35	0.00	18,426.93	4,638.69	192.00	23,257.62	-53,524.87	42,878.42
(S) REAL	3	2,364.64	0.00	0.00	2,364.64	0.00	0.00	0.00	0.00	0.00	0.00	2,364.64
(A) PERS	1,044	8,966.82	0.00	0.00	8,966.82	0.00	1,210.86	126.71	0.00	1,337.57	-98.05	7,755.96
(A) MV	16,501	49,554.28	212.66	-47.71	49,719.23	0.00	6,170.48	2,426.79	720.78	9,318.05	-1,907.36	43,548.75
(S) MV	9	1,127.52	0.00	0.00	1,127.52	0.00	0.00	0.00	0.00	0.00	0.00	1,127.52
(A) MVS	3,151	14,902.14	0.00	-55.85	14,846.29	0.00	2,478.36	761.06	109.03	3,348.45	-260.58	12,367.93
(S) MVS	1	132.82	0.00	0.00	132.82	0.00	0.00	0.00	0.00	0.00	0.00	132.82
(A) YR: 2015	26,951	134,808.59	212.66	-183.56	134,837.69	0.00	28,286.63	7,953.25	1,021.81	37,261.69	-55,790.86	106,551.06
(S) YR: 2015	13	3,624.98	0.00	0.00	3,624.98	0.00	0.00	0.00	0.00	0.00	0.00	3,624.98
<b>TOTAL 2015</b>	<b>26,964</b>	<b>138,433.57</b>	<b>212.66</b>	<b>-183.56</b>	<b>138,462.67</b>	<b>0.00</b>	<b>28,286.63</b>	<b>7,953.25</b>	<b>1,021.81</b>	<b>37,261.69</b>	<b>-55,790.86</b>	<b>110,176.04</b>

**GRAND RATEBOOK BALANCE SHEET REPORT**  
**OFFICE OF THE TAX COLLECTOR**  
**GRAND LIST YEAR 2017**

\*Year: 2002 To 2017, Pay Date: 10/31/2018, Time: 11/02/2018 12:25:59 pm All

Conditions: Recap By Year:Yes Recap By Dist:No Act/Susp: Active & Suspense (Separated), Cycle: 00 To 00, Type: TOWN, Bill Type: 00 - ALL BILLS

YEAR/TYPE	ACTS	BEGINNING BALANCE	LAWFUL INC.	CORRECTIONS DEC.	TAXES COLLECTABLE	CURRENT SUSPENSE	TAXES/BINT PAID	INTEREST PAID	L+FEES PAID	TOTAL PAID	OVER PAID	UNCOLLECTED TAXES
(A) REAL	6,262	244,369.54	0.00	-14,607.28	229,762.26	0.00	41,498.18	12,504.13	692.00	54,694.31	-5,986.35	188,264.08
(S) REAL	1	433.76	0.00	0.00	433.76	0.00	0.00	0.00	0.00	0.00	0.00	433.76
(A) PERS	1,025	11,374.67	0.00	0.00	11,374.67	0.00	-380.61	653.24	-4,383.21	-4,110.58	-577.86	11,755.28
					***REFUND***		0.00	0.00	-4,407.21			
(A) MV	16,728	135,027.13	1,644.66	-11,869.46	124,802.33	0.00	40,158.64	7,468.18	-827.65	46,799.17	-10,630.30	84,643.69
					***REFUND***		-6,370.70	0.00	-975.65			
(S) MV	12	1,920.56	0.00	0.00	1,920.56	0.00	0.00	0.00	0.00	0.00	0.00	1,920.56
(A) MVS	2,946	41,419.69	1,053.12	-1,761.72	40,711.09	0.00	14,657.17	2,083.21	190.00	16,930.38	-361.26	26,053.92
					***REFUND***		-42.78	0.00	0.00			
(A) YR: 2016	26,961	432,191.03	2,697.78	-28,238.46	406,650.35	0.00	95,933.38	22,708.76	-4,328.86	114,313.28	-17,555.77	310,716.97
					***REFUND***		-6,413.48	0.00	-5,382.86			
(S) YR: 2016	13	2,354.32	0.00	0.00	2,354.32	0.00	0.00	0.00	0.00	0.00	0.00	2,354.32
<b>TOTAL 2016</b>	<b>26,974</b>	<b>434,545.35</b>	<b>2,697.78</b>	<b>-28,238.46</b>	<b>409,004.67</b>	<b>0.00</b>	<b>95,933.38</b>	<b>22,708.76</b>	<b>-4,328.86</b>	<b>114,313.28</b>	<b>-17,555.77</b>	<b>313,071.29</b>
					***REFUND***		-6,413.48	0.00	-5,382.86			
(A) Prior Total	1,037,687.81		3,414.75	-29,830.20	1,011,272.36	0.00	138,287.93	41,832.62	-3,597.96	176,522.59	-93,354.90	872,984.43
					***REFUND***		-6,526.62	0.00	-6,700.98			
(S) Prior Total	309,219.06		0.00	-1,913.84	307,305.22	0.00	3,364.87	7,400.89	1,060.39	11,826.15	-211.17	303,940.35
Prior Year	59,732	1,346,906.87	3,414.75	-31,744.04	1,318,577.58	0.00	141,652.80	49,233.51	-2,537.57	188,348.74	-93,566.07	1,176,924.78
					***REFUND***		-6,526.62	0.00	-6,700.98			
(A) REAL	6,262	33,469,334.52	11,794.85	-21,270.31	33,459,859.06	0.00	17,132,907.00	14,187.44	180.00	17,147,274.44	-779.81	16,326,952.06
(A) PERS	1,024	1,560,410.26	18,246.59	-24,319.80	1,554,337.05	0.00	1,483,167.19	2,731.87	42.00	1,485,941.06	-2,867.40	71,169.86



**GRAND RATEBOOK BALANCE SHEET REPORT  
OFFICE OF THE TAX COLLECTOR  
GRAND LIST YEAR 2017**

*Year: 2002 To 2017, Pay Date: 10/31/2018, Time: 11/02/2018 12:27:43 pm All												
Conditions: Recap By Year:Yes Recap By Dist:No Act/Susp: Active & Suspense (Separated), Cycle: 00 To 00, Type: TOWN, Bill Type: 00 - ALL BILLS												
YEAR/TYPE	ACTS	BEGINNING BALANCE	LAWFUL INC.	CORRECTIONS DEC.	TAXES COLLECTABLE	CURRENT SUSPENSE	TAXES/BINT PAID	INTEREST PAID	L+FEES PAID	TOTAL PAID	OVER PAID	UNCOLLECTED TAXES
(A) MV	16,841 4,048,779.09		38,440.88	-145,135.30	3,942,084.67 ***REFUND***	0.00	3,673,023.08 -5,337.76	21,731.10 0.00	4,830.00 0.00	3,699,584.18	-5,134.46	269,061.59
(A) YR: 2017	24,127 39,078,523.87		68,482.32	-190,725.41	38,956,280.78 ***REFUND***	0.00	22,289,097.27 -5,337.76	38,650.41 0.00	5,052.00 0.00	22,332,799.68	-8,781.67	16,667,183.51
(A) Grand Total	82,472 40,116,211.68		71,897.07	-220,555.61	39,967,553.14 ***REFUND***	0.00	22,427,385.20 -11,864.38	80,483.03 0.00	1,454.04 -6,700.98	22,509,322.27	-102,136.57	17,540,167.94
(S) Grand Total	1,387 309,219.06		0.00	-1,913.84	307,305.22	0.00	3,364.87	7,400.89	1,060.39	11,826.15	-211.17	303,940.35
Grand Total	83,859 40,425,430.74		71,897.07	-222,469.45	40,274,858.36 ***REFUND***	0.00	22,430,750.07 -11,864.38	87,883.92 0.00	2,514.43 -6,700.98	22,521,148.42	-102,347.74	17,844,108.29

POSTED BATCH REPORT BY BILLING YEAR

OFFICE OF TAX COLLECTOR		OFFICE OF THE TAX COLLECTOR		TYPE: TOWN	CASH: TOWN	DATE: 11/02/2018	TIME: 11:49:39	PAGE: 1										
TOTAL ONLY : YES		BATCH# 0	TERM# 0	PAY DATE : 10/01/2018	TO 10/31/2018	CYCLE : 00	- ALL PAY TYPE : ALL	TAX/DEF : Tax	and Deferred	TYPE : 00	- ALL BILLS							
BILL #	S	TAXPAYER	TYPE	TOWN	INTEREST	LIEN	FEES	B-INT	TOTAL	DATE-PAID	TP	OVR	TER#	BATCH#	SEQ# #	CLK	BK	AL
TOT REAL [2]				83.75	364.82	24.00	0.00	0.00	472.57		P	D	82	1713	12			
TOTAL:				83.75	364.82	24.00	0.00	0.00	472.57									
TOT MV [5]				125.49	328.92	0.00	8.00	0.00	462.41		P		82	1720	24			
TOTAL:				125.49	328.92	0.00	8.00	0.00	462.41									
TOT YR 2003 [7]				209.24	693.74	24.00	8.00	0.00	934.98		ADJ =				-697.95			
TOTAL:				209.24	693.74	24.00	8.00	0.00	934.98									
TOT REAL [1]				85.73	204.47	24.00	0.00	0.00	314.20		P		82	1713	14			
TOTAL:				85.73	204.47	24.00	0.00	0.00	314.20									
TOT PERS [2]				229.01	544.82	0.00	457.00	0.00	1,230.83		P	O	82	1727	7			
TOTAL:				229.01	544.82	0.00	457.00	0.00	1,230.83									
TOT MV [3]				77.32	20.68	0.00	2.00	0.00	100.00		P	P	82	1720	1			
TOTAL:				77.32	20.68	0.00	2.00	0.00	100.00									
TOT YR 2004 [6]				392.06	769.97	24.00	459.00	0.00	1,645.03		ADJ =				0.00			
TOTAL:				392.06	769.97	24.00	459.00	0.00	1,645.03									
TOT REAL [2]				87.67	293.31	24.00	0.00	0.00	404.98		P		82	1713	15			
TOTAL:				87.67	293.31	24.00	0.00	0.00	404.98									
TOT PERS [1]				271.83	599.02	0.00	0.00	0.00	870.85		P		82	1727	5			
TOTAL:				271.83	599.02	0.00	0.00	0.00	870.85									
TOT MV [5]				267.88	594.70	0.00	14.00	0.00	876.58		P		82	1727	28			
TOTAL:				267.88	594.70	0.00	14.00	0.00	876.58									
TOT YR 2005 [8]				627.38	1,487.03	24.00	14.00	0.00	2,152.41		ADJ =				0.00			
TOTAL:				627.38	1,487.03	24.00	14.00	0.00	2,152.41									
TOT REAL [1]				4.60	9.32	24.00	0.00	0.00	37.92		P		82	1713	16			
TOTAL:				4.60	9.32	24.00	0.00	0.00	37.92									
TOT PERS [1]				221.98	448.76	0.00	0.00	0.00	670.74		P		82	1727	6			
TOTAL:				221.98	448.76	0.00	0.00	0.00	670.74									
TOT MV [5]				120.07	269.43	0.00	8.00	0.00	397.50		P	P	82	1727	31			
TOTAL:				120.07	269.43	0.00	8.00	0.00	397.50									
TOT YR 2006 [7]				346.65	727.51	24.00	8.00	0.00	1,106.16		ADJ =				0.00			
TOTAL:				346.65	727.51	24.00	8.00	0.00	1,106.16									
TOT REAL [1]				4.60	8.49	24.00	0.00	0.00	37.09		P		82	1713	17			
TOTAL:				4.60	8.49	24.00	0.00	0.00	37.09									
TOT PERS [2]				252.88	470.36	0.00	8.00	0.00	731.24		P		82	1727	3			
TOTAL:				252.88	470.36	0.00	8.00	0.00	731.24									
TOT MV [3]				167.67	426.54	0.00	12.00	0.00	606.21		P		82	1711	25			
TOTAL:				167.67	426.54	0.00	12.00	0.00	606.21									
TOT YR 2007 [6]				425.15	905.39	24.00	20.00	0.00	1,374.54		ADJ =				0.00			
TOTAL:				425.15	905.39	24.00	20.00	0.00	1,374.54									
TOT REAL [1]				4.73	7.88	24.00	0.00	0.00	36.61		P		82	1713	18			
TOTAL:				4.73	7.88	24.00	0.00	0.00	36.61									
TOT MV [1]				62.20	104.50	0.00	0.00	0.00	166.70		P		82	1711	26			
TOTAL:				62.20	104.50	0.00	0.00	0.00	166.70									
TOT YR 2008 [2]				66.93	112.38	24.00	0.00	0.00	203.31		ADJ =				0.00			



POSTED BATCH REPORT BY BILLING YEAR

OFFICE OF TAX COLLECTOR		OFFICE OF THE TAX COLLECTOR		TYPE: TOWN	CASH: TOWN	DATE: 11/02/2018	TIME: 11:49:40	PAGE: 3										
TOTAL ONLY : YES		BATCH# 0	TERM# 0	PAY DATE : 10/01/2018	TO 10/31/2018	CYCLE : 00	- ALL PAY TYPE : ALL	TAX/DEF : Tax	and Deferred	TYPE : 00	- ALL BILLS							
BILL #	S	TAXPAYER	TYPE	TOWN	INTEREST	LIEN	FEES	B-INT	TOTAL	DATE-PAID	TP	OVR	TER#	BATCH#	SEQ# #	CLK	BK	AL
TOTAL:				311.54	126.90	0.00	0.00	0.00	438.44		P	P	82	1711	19			
				311.54	126.90	0.00	0.00	0.00	438.44									
TOT YR 2015 [16]				2,233.92	861.81	48.00	0.00	0.00	3,143.73		ADJ =				-0.07			
TOTAL:				2,233.92	861.81	48.00	0.00	0.00	3,143.73									
TOT REAL [23]				2,348.60	2,754.16	168.00	0.00	0.00	5,270.76		P		82	1711	1			
TOTAL:				2,348.60	2,754.16	168.00	0.00	0.00	5,270.76									
TOT PERS [3]				183.41	29.09	0.00	6.00	0.00	218.50		P		82	1721	7			
TOTAL:				183.41	29.09	0.00	6.00	0.00	218.50									
TOT MV [108]				9,534.00	1,854.24	0.00	0.00	0.00	11,388.24		P		4	1121	7			
TOTAL:				9,534.00	1,854.24	0.00	0.00	0.00	11,388.24									
TOT MVS [21]				3,311.84	516.71	0.00	34.00	0.00	3,862.55		P		4	1115	5			
TOTAL:				3,311.84	516.71	0.00	34.00	0.00	3,862.55									
TOT YR 2016 [155]				15,377.85	5,154.20	168.00	40.00	0.00	20,740.05		ADJ =				-22,174.91			
TOTAL:				15,377.85	5,154.20	168.00	40.00	0.00	20,740.05									
TOT REAL [107]				125,290.60	3,334.73	0.00	40.00	0.00	128,665.33		P		82	1711	2			
TOTAL:				125,290.60	3,334.73	0.00	40.00	0.00	128,665.33									
TOT PERS [40]				25,304.26	1,062.41	0.00	2.00	0.00	26,368.67		A		69	1628	2			
TOTAL:				25,304.26	1,062.41	0.00	2.00	0.00	26,368.67									
TOT MV [573]				72,600.27	4,478.67	0.00	752.00	0.00	77,830.94		P		4	1134	1			
TOTAL:				72,600.27	4,478.67	0.00	752.00	0.00	77,830.94									
TOT YR 2017 [720]				223,195.13	8,875.81	0.00	794.00	0.00	232,864.94		ADJ =				-13,910.35			
TOTAL:				223,195.13	8,875.81	0.00	794.00	0.00	232,864.94									
TOT CUR/YR [720] TOWN				223,195.13	8,875.81	0.00	794.00	0.00	232,864.94		ADJ =				-13,910.35			
TOT BACK/YR [244] TOWN				22,930.71	12,829.28	576.00	231.06	0.00	36,567.05		ADJ =				-23,581.79			
TOT ACTIVE [943]				244,679.45	18,497.83	576.00	536.06	0.00	264,289.34		ADJ =				-36,794.19			
TOT SUSPENSE [21]				1,446.39	3,207.26	0.00	489.00	0.00	5,142.65		ADJ =				-697.95			
TOT ADJUSTMENT [109]				-37,492.14	ASSM: -1085197		EXEMP: 78325		-37,492.14									
TOT REFUNDS [83]				-5,451.77	0.00	0.00	-325.94	0.00	-5,777.71									
TOT BOUNCE CKS [10]				-3,763.84	-276.79	-96.00	-8.00	0.00	-4,144.63									
TOT TRANSFERS [26]	-181.66		177.66	0.00	4.00	0.00			0.00									
GRAND TOTAL [964]				246,125.84	21,705.09	576.00	1,025.06	0.00	269,431.99		ADJ =				-37,492.14			
TYPE P				271,515.95	22,050.65	672.00	1,373.00	0.00	295,611.60									
TYPE V				-16,174.50	-68.77	0.00	-14.00	0.00	-16,257.27									
TYPE C				-3,763.84	-276.79	-96.00	-8.00	0.00	-4,144.63									
TYPE R				-5,451.77	0.00	0.00	-325.94	0.00	-5,777.71									
TOWN		CURRENT:		232,864.94	BACK :		36,567.05											

RECEIPT TOTAL 269,431.99  
 CASH TOTAL 34,998.90  
 CHANGE TOTAL 674.52

POSTED BATCH REPORT BY BILLING YEAR

OFFICE OF TAX COLLECTOR    OFFICE OF THE TAX COLLECTOR    TYPE: TOWN    CASH: TOWN    DATE: 11/02/2018    TIME: 11:49:49    PAGE: 4  
TOTAL ONLY : YES    BATCH# 0    TERM# 0    PAY DATE : 10/01/2018 TO 10/31/2018    CYCLE : 00 - ALL PAY TYPE : ALL TAX/DEF : Tax and Deferred TYPE : 00 - ALL BILLS  
BILL #            S TAXPAYER            TYPE            TOWN            INTEREST            LIEN            FEES            B-INT            TOTAL    DATE-PAID    TP    OVR    TER#    BATCH#    SEQ# #    CLK    BK    AL

CASH BALANCE                    34,324.38  
CHECK TOTAL                    166,934.83  
CREDIT TOTAL                    68,783.78  
DEPOSIT TOTAL                   200,648.21 \*\*\* (EXCLUDE CREDIT CARD)  
-----  
DEPOSIT TOTAL                   269,431.99  
-----

\*\*\* TOTAL BALANCE IS NOT EQUAL TO DEPOSIT TOTAL \*\*\*



**N. Maggie Cosgrove  
Chief Financial Officer  
Finance Department**

Date: October 29, 2018

To: Board of Selectmen

From: N. Maggie Cosgrove, CFO

Subject: Ambulance Financing

Background

Funding and authorization for the replacement of an ambulance to be financed through a lease purchase was included in the FY 2017-2018 and FY 2018-2019 adopted budgets. Funds totaling \$91,980 were included in these budgets and set aside in the Town's Debt Service Fund for future lease payments.

The actual total cost of the ambulance and related equipment is \$254,994.06. The Town issued a Request for Proposals on September 17, 2018 with responses due on October 11, 2018 for tax exempt lease purchase financing in the amount of \$255,000 over a period of 7 years. A total of three bids were received with the lowest interest rate proposed at 3.427%. With quarterly payments, total interest over the lease period would be \$32,893.20 under this proposal. Therefore, funding this purchase through a lease financing would require an annual appropriation of approximately \$39,200 to be included in the annual Town budget for fiscal years 2019-2020, 2020-2021, 2021-2022, 2022-2023 and 2023-2024.

Based on the Town's current financial position, an alternative financing plan was presented to the Board of Finance and Board of Selectmen in October 2018.

Recommendations

Appropriation of \$163,015 from General Fund Unassigned Fund Balance to "Transfer to Capital Projects Fund – Ambulance Purchase" (see attached additional appropriation).

Reallocation and transfer of \$91,980 previously appropriated and set aside to finance the purchase of an ambulance, from Debt Service Fund to Capital Projects Fund – Ambulance Purchase.

Reject all proposals received on October 11, 2018 in response to the Town's Request for Proposals – Tax Exempt Lease Purchase (Bid #2018-06).

FY 18/19

Town of Colchester  
General Fund  
Budget Transfer/Additional Appropriation


Department: Transfers

Reason for Request: Appropriation from General Fund Unassigned Fund Balance to fund the ambulance replacement in lieu of lease purchase financing. In addition, funds previously appropriated to Debt Service Fund will be reallocated and transferred to Capital Fund - Ambulance Purchase.


Reason for Available Funds: Appropriation from General Fund Unassigned Fund Balance


From:	Account Number	Account Name	Amount
	18501-36250	Use of G/F Unassigned Fund Balance	163,015

To:	Account Number	Account Name	Amount
	18501-50500	Transfer to Capital Fund - Ambulance	163,015

10-30-2018  
Date Requested   
Department Director or Supervisor - Signature

Print Name Art Shilosky, First Selectman

10/29/18  
Date Reviewed   
Chief Financial Officer

10-29-2018  
Date Approved   
First Selectman

11/1/18  
Date Approved   
Board of Selectmen Clerk

                      
Date Approved  
Board of Finance Clerk

FY 17/18

Town of Colchester  
General Fund  
Budget Transfer/Additional Appropriation


Department: First Selectman

Reason for Request: Legal fees associated with: Charter Revision; review of budget authority and procedures related to State budget cutbacks subsequent to budget adoption, and related to Charter Revision changes; FOIC decision; Board of Finance vacancy; review of Police Commission authority


Reason for Available Funds: Contingency funds included in adopted budget


From:	Account Number	Account Name	Amount
	11110-50900	Contingency	13,600

To:	Account Number	Account Name	Amount
	11201-44203	First Selectman - Legal	13,600

10-30-2018   
Date Requested Department Director or Supervisor - Signature

Print Name Art Shilosky, First Selectman


10/30/18   
Date Reviewed Chief Financial Officer

10-30-18   
Date Approved First Selectman

11/1/18   
Date Approved Board of Selectmen Clerk

Date Approved Board of Finance Clerk





# Town of Colchester, Connecticut

127 Norwich Avenue, Colchester, Connecticut 06415

---

## BOARD OF FINANCE 2019 MEETING SCHEDULE Colchester Town Hall – 7:00 PM

January 2  
January 16

February 6  
February 20

March 6  
March 20

April 3  
April 17

May 1  
May 15

June 5  
June 19

July 3  
July 17

August 7  
August 21

September 4  
September 18

October 2  
October 16

November 6  
November 20

December 4  
December 18

RECEIVED  
COLCHESTER, CT  
2019 NOV -8 AM 9:11  
TOWN OF COLCHESTER  
BOARD OF FINANCE